

# Glazing excellence for inspired living



**MANUFACTURING  
AND INSTALLING**

- > WINDOWS
- > DOORS
- > LIVING SPACES
- > ROOF LANTERNS
- > HERITAGE ALUMINIUM

[jacksonwindows.co.uk](http://jacksonwindows.co.uk)

# Since 1995

## The Best in the Business

---

**Since 1995, Jackson Windows has been a leader in manufacturing and supplying quality, award-winning PVCu and Aluminium glazing solutions for customers across Lincolnshire, Nottinghamshire and South Yorkshire.**

We offer comprehensive services from bespoke design and survey to manufacturing, installation and aftercare.

We take pride in our state-of-the-art factory in Lincoln, where our expert team ensures precision and excellence in every product. As a FENSA-registered company, we guarantee that your project will be completed to the highest standards and compliant with all building regulations. We are so confident in the quality of the products we manufacture and supply, that we provide our own in-house guarantee. Choose Jackson Windows for unparalleled craftsmanship, innovative products, and dedicated stress-free customer service.





Consultation >

Survey >

Fabrication >

Installation >

Aftersales

# Support at every step

At Jackson Windows, we understand that successful projects require precision, expertise, and seamless execution. Our production and manufacturing processes are rooted in precision engineering, ensuring that every product meets the highest UK standards of quality and performance.

Our team of design and sales experts provide detailed guidance on design considerations, materials, options and energy-saving benefits. From the initial design consultation to the final stages of installation and after-care, we help customers make informed decisions that result in beautiful and functional upgrades to their properties.

We have a dedicated installation team who ensure that every product is installed with the utmost care and precision, providing you with peace of mind. Our comprehensive aftercare service guarantees that your products continue to perform long after installation.

Join our satisfied clients who have experienced the difference that true craftsmanship and dedicated customer service can make.



Made in the UK



Meeting and  
Exceeding  
Building  
Regulations



FENSA Registered



Extensive Product  
Guarantees



# Manufacturing

---

Our state-of-the-art factories embody the Jackson Windows commitment to quality and innovation. Each member of our expert fabrication team takes pride in producing high quality, flawless finish products. In-house fabrication means we are in control of every step of the process, from design to installation. This autonomy enables rigorous quality checks and efficient management of lead times, guaranteeing reliable schedules and exceptional results for every project.

By working with market-leading suppliers and using premium materials, we ensure each product meets and exceeds industry standards. Our continuous investment in production processes and cutting-edge machinery means we regularly add innovative fenestration products to our product portfolio.

Crafted by our sister company Allenby Glass, our double and triple-glazed units are made bespoke to every window and door, enhancing thermal performance, soundproofing, and durability. Decorative options like colour, bevelled, and patterned glass add a unique touch to a project.





## Sustainability at Jackson Windows: Partnering with You for a Greener Future

**At Jackson Windows, we recognise the crucial role that we all play in creating sustainable, energy-efficient buildings. We are committed to providing high-performance windows and doors that meet our customers' high standards while supporting environmental responsibility.**

As a leading manufacturing company, Jackson Windows prioritises sustainability in our operations. We invest in advanced machinery to minimise waste, and recycle 100% of our PVCu, Aluminium, and glass manufacturing waste. Additionally, we support our customers by recovering materials whenever possible

so these can be made into new generation products, contributing to a circular economy.

We partner with carefully selected industry-leading suppliers who share our commitment to protecting the planet. Our suppliers work hard to create fully or partially recycled products, design energy efficient and eco-friendly products and continually work towards the smallest carbon footprint possible.

By choosing Jackson Windows, you're partnering with a company dedicated to building a greener future, one project at a time.



# Expert Installations

## Handled with Care

Jackson Windows award-winning installers are renowned across the region for their exceptional workmanship and professional approach. Our fitting teams are trained to the industry's highest standards. Whether you are upgrading a single door or transforming your entire home, we ensure every installation is completed with precision and attention to detail.

With Jackson Windows, you can relax knowing that we take care of everything, providing a seamless experience from start to finish. We stand by our installers' motto:

**“ We install every window and door with the same care as if it were going into our own home. Only perfection will do. ”**

### Recent Projects



### Slimline Aluminium patio sliders

Expansive Aluminium sliding doors open up this home to stunning views, creating a seamless connection between indoor and outdoor living. The modern design brings contemporary elegance to the substantial family home.



### Pebble Grey heritage Aluminium glazing

Showcasing our ultra-slim Aluminium glazing, this conservation area property blends modern functionality with historic charm.



### Agate Grey heritage window upgrade

This beautiful Lincolnshire home has been transformed with our PVCu flush casement windows. Enhancing the home's energy efficiency while preserving its character and charm.



### Modern bifolding doors

This home features a set of sleek four-pane Aluminium bifolding doors. Finished in a modern Anthracite Grey, the design enhances the home's aesthetic while providing expansive views of the beautiful Lincolnshire Wolds.



### Timeless entrance door in Anthracite Grey

An elegant Anthracite Grey composite door in our classic 'York' style transforms the entrance of this Lincolnshire home. Thoughtfully chosen to complement the brickwork, the new entrance enhances both kerb appeal and security.



### Luxury new build home with Aluminium glazing

This exquisite property features bespoke Aluminium gable windows, entrance and bifolding doors for enhanced energy efficiency and sleek aesthetics.

# Options Quality is in the Detail

**Every project is unique and requires bespoke specification. That's why we offer an extensive range of options to help you create the perfect property, from standard casement and flush casement options, to near limitless colour choices, Georgian bars and self-cleaning and solar-controlled glass.**

## A World of Colour

We offer a wide range of beautiful, high quality colours across all our products. Choose from our traditional and contemporary colour tones.

Discover attractive finishes, offering a wide range of coloured PVCu and Aluminium windows, doors, curtain walling and roof lanterns for any architectural project. Explore woodgrain effects to give an authentic appearance, perfect for a timber alternative. All of our windows and doors are available as either single or dual colour. Our Aluminium products are available in any British standard RAL colour. Opt for a popular 'Anthracite Grey' for a sleek, modern Aluminium style or choose from trending country tones such as 'Sage Green' to add a traditional flair to your property.



\* Please refer to physical colour swatches for an accurate representation of the above colours

## Glazing

From solar, thermal and noise control to toughened, decorative and obscure glass. We offer all market-leading options to achieve your target U-values, G-values, and the perfect aesthetics for your project.

All our glazing is produced in-house at our sister company Allenby Glass. You can rely on our expert manufacturing process, knowing we'll provide you with fully bespoke, perfect glazing each and every time. Express your personal style with our custom leaded glass design service that allows for almost any image to be transferred onto glass.



“ Wholeheartedly recommend Jackson Windows. The whole team were professional at all times, polite, well informed and very capable in their role.”

Sheila Hall Speirs

### Integral Blinds

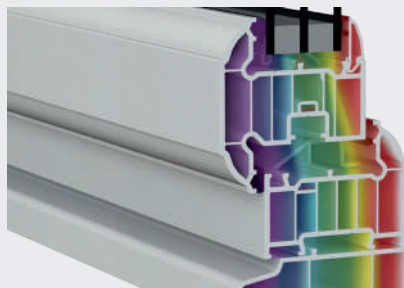
Integral blinds are a neat and modern alternative to external blinds or curtains for your next project. Available in venetian or pleated blinds, they fit perfectly into the double-glazed unit, ensuring they won't get damaged and will never need cleaning.

### Hardware

At Jackson Windows, quality is never compromised. For high-specification projects, attention to detail in colour, style, and finish is essential. That's why we use superior quality and exceptional performance Fab&Fix hardware as standard on our products. From classic design for the modern home, heritage items such as monkey tail handles, to architectural sleek, contemporary hardware ranges. Let us spoil you for choice!

### Thermal Efficiency

As one of the leading glazing specialists in the East Midlands, we are proud to offer homeowners the most innovative, thermally efficient PVCu and Aluminium windows and doors. All our glazing products are designed to enhance comfort, reduce energy bills, and create a more sustainable home. Every window and door we supply meets and exceeds UK energy efficiency regulations, helping you enjoy a warmer, more energy-efficient living space while lowering your carbon footprint.



# Why Choose Jackson Windows?

## Exceptional Customer Service

At Jackson Windows, we take pride in delivering a seamless, stress-free experience from consultation to installation. Our friendly team is here to guide you every step of the way, ensuring you receive the best products and service.

## Precision Craftsmanship


Our PVCu, Aluminium, and glazing products are custom-made to perfectly fit your home. Manufactured in our state-of-the-art Lincoln factory, each window and door is expertly crafted to enhance your home's style, comfort, and energy efficiency.

## Bespoke Design

Our experienced team works closely with you to create the perfect solution for your property. Whether you are replacing windows or upgrading to energy-efficient glazing, we provide expert advice and a free, no-obligation quote tailored to your needs.

## Premium Quality Products

Our award-winning windows and doors combine stunning aesthetics with outstanding performance. Designed to meet the highest industry standards, our products offer superior security, insulation, and durability for long-lasting peace of mind.



“ From making enquiries about creating and installing a new window to completion of the work, the whole process was efficient and straightforward. We are very pleased with the standard of workmanship and delighted with the end result. We would not hesitate to recommend the company. ”

Pauline Fieldhouse

Retail 01522 541294 | Trade 01522 785750  
[jacksonwindows.co.uk](http://jacksonwindows.co.uk)

# Commercial Aluminium Curtain Walling Systems

Our state-of-the-art commercial aluminium curtain walling systems, including the advanced SF52 from Senior Architectural Systems, are designed to transform spaces with both style and functionality. The SF52 is a complete curtain walling system offering exceptional versatility and thermal performance.

The SF52 system is crafted from extruded aluminium ensuring durability and strength. Available in three finishes – polyester powder coating, anodised finishes, and mill finish, the SF52 offers both aesthetic flexibility and robust protection.

Fully CWCT tested, the system supports double or triple glazed units from 24mm – 50mm, providing enhanced energy efficiency. It offers a range of window and door options, including frameless vents and automation, making it adaptable to various commercial applications.

## DESIGN FEATURES

- Versatile and exceptional thermal performance, meeting current building regulations
- Constructed from durable extruded aluminium for strength and longevity

## OPTIONS

- Glazing 24mm – 50mm
- Polyester powder coated, anodised, or mill finishes available
- Available in both capped and capless designs
- Offers various window and door configurations, including frameless vents and automation

SPECIFICATIONS

Performance and accreditations

U-value:	As low as 1.0 W/m²K. Due to the variety of profiles, mullion spacing, glass and panel specifications on each project; a specific U-value calculation will be required. Please contact your Technical Sales Manager for more information.
----------	--



Glazing

Thickness (Mullion Drained):	6mm – 50mm
Thickness (With SG):	28mm – 43mm

Testing

Security:	PAS24
Air Permeability:	600Pa
Water Tightness:	600Pa
Wind Resistance:	2400Pa



Acoustics

Acoustic Performance (IGU Dependent):	46dB reduction is achievable
---------------------------------------	------------------------------

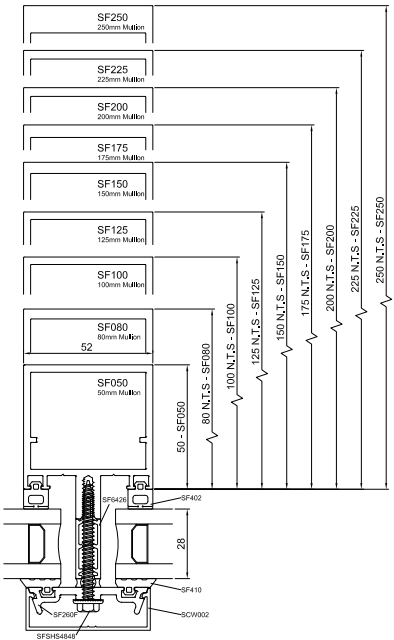
Transom Loads

SF52 Transom Loads:	350kg Standard, 500kg Reinforced
---------------------	----------------------------------

Finishes

SF52 Curtain Wall sections are available typically in three finishes:

- Polyester Powder Coating to BS EN 12206-1 Part 1 painted in house. Surface finished to a minimum of 40 microns standard, or enhanced to suit project requirements, in accordance with ISO 9001, ISO 14001 and ISO 45001.
- Anodised finishes are to BS3897 to a minimum of 25 microns (AA25), supplied in either satin or polished finish in a limited range of colours.
- Mill Finish.



# Composite Entrance Doors

Designed with thermal efficiency and weatherproofing in mind, our market-leading composite doors are highly durable and long-lasting. They use a high-density foam core to achieve U-values as low as 0.8 W/m<sup>2</sup>K and come with triple perimeter seals, trapping heat in and preventing draughts, leaks, mould, or dampness.

Available in a wide range of styles, colours and options, our composite doors are created fully bespoke to suit any style of new build or renovation project.

## SPECIFICATIONS

### Performance and accreditations

U-value:	As low as 0.8 W/m <sup>2</sup> K
Security:	Can achieve PAS24, Secured by Design, 5 hook lock, 3-star cylinders as standard

### System

Frame Depth:	70mm
--------------	------

### Options

Hardware Options:	Standard and Premium Letterplates, Hinges, Spyholes, Door Pulls, Long Handles, Escutcheons, Cylinder Pulls, Coloured Drip Bars
-------------------	--

### Colour Options

Choose any standard or premium RAL colour you like for your new front door. All doors and frames can be sprayed in any Classic RAL of your choice. Doors are supplied with white internal colour as standard, however coloured both sides is available on request.

## DESIGN FEATURES

- Triple seal frame
- High density foam core
- Stainless steel hardware
- 4mm GRP Skin

## OPTIONS

- Traditional and contemporary styles
- Range of standard and trending colours available
- Decorative glass designs are available
- Customisable hardware in a variety of colours, styles and configurations

# PVCu Doors

Offering a wide range of design options, PVCu doors remain a popular choice among multi-residential and light commercial applications.

Our made-to-measure service guarantees a hassle-free installation, tailored to your specific needs. Built to withstand the elements, our PVCu doors are not only weatherproof but also require minimal maintenance, making them a long-lasting investment. These doors provide a cost-effective solution without compromising on quality.

## SPECIFICATIONS

### Performance and accreditations

U-value (Double Glazing):	As low as 1.2 W/m <sup>2</sup> K
U-value (Triple Glazing):	As low as 1.0 W/m <sup>2</sup> K
Security:	Can achieve PAS24

### System

Frame:	70mm
--------	------

### Options

Hardware Options:	Letterplates, Knockers, Spyholes, Numbers and Letters Textured Glass Options, Catflaps, Colour-Matched Hinges Available
Glazing Options:	28mm or 36mm

### Colour Options

The Linar range comes in a wide choice of colours. Authentic laminated foils are added using precision machinery, guaranteeing a perfect, durable finish. To explore the available colours on short lead times, speak to your technical sales consultant.

## DESIGN FEATURES

- Reinforced to provide better levels of security
- Enhanced thermal efficiency with airtight seals

## OPTIONS

- Range of hardware options available
- Available with a choice of glass design
- Woodgrain and dual colour available

# Ali VU Aluminium Heritage Doors

A blend of classic aesthetics and modern technology. The Ali VU door is designed to provide a secure, aesthetic and thermally efficient solution for renovation or new build properties.

It combines the long life and low maintenance of Aluminium with a high-performance thermal barrier with U-values as low as 1.0 W/m<sup>2</sup>K triple glazed or 1.4 W/m<sup>2</sup>K double glazed.

The classic heritage design of these doors is flexible offering the choice of transom designs, configurations and opening options as well as a selection of heritage-style handles.

## DESIGN FEATURES

- Tested to PAS24
- Robust design to take leaf weights up to 125Kg
- Slim 68mm frame system
- Choose from double or triple-glazing 24mm – 44mm

## OPTIONS

- Heritage-style handles
- Available in both inward, outward opening and single or double door styles
- Choose from three different finish options including powder coated, anodised and mill

SPECIFICATIONS

Performance and accreditations

U-value (Double Glazing):	1.4 W/m²K
U-value (Triple Glazing):	1.0 W/m²K
U-value (Double Glazing):	1.4 W/m²K (Double Door)
U-value (Triple Glazing):	1.0 W/m²K (Double Door)
Security:	Enhanced home protection with PAS24, Part Q security compliant
BS6375 Part 1 Weather Tightness	
BS6375 Part 2 Operating Forces & Cyclic	

System

Leaf sized up to:	1200mm x 2500mm
Robust design to take leaf weights up to:	125Kg
68mm Frame System	
Glazing thickness:	24mm – 44mm
Adjustable Hinges	
Air Permeability:	> 600pa

Options

Inward / Outward Opening
Low Threshold Option

Finishes

Powder coated, anodised and mill finishes.  
Available in a wide range of colours.



# Liniar 70mm PVCu Casement Window System

Beautifully engineered and brilliantly functional, the PVCu window system, manufactured in-house using advanced Liniar profile, delivers leading performance with U-values as low as 0.93 W/m<sup>2</sup>K and a range of high security and weatherproofing features.

Available in a wide variety of configurations, the PVCu window system can be designed to complement traditional and contemporary architecture. For added customisation, a broad selection of colours and finishes and glass options are available.

## DESIGN FEATURES

- Achieves energy rating of A
- Tested to PAS24
- Double rebated seal for greater energy efficiency
- Patented bubble gasket seal to eliminate draughts and leaks
- A clean, sleek appearance with no visible gaskets
- Sculptured and chamfered finishes available

## OPTIONS

- Glazing 28mm or 36mm
- Side hung, top hung, tilt and turn, run through sash horns and bay configurations available
- Range of customisable hardware
- Woodgrain foiled colour options available
- Available in single and dual colour options
- Available for new build or refurbishment projects
- Hinge protectors offered



SPECIFICATIONS

Performance and accreditations

U-value (Double Glazing):	1.2 W/m²K
U-value (Triple Glazing):	0.93 W/m²K
Window Energy Rating (WER):	A
Acoustic Performance:	32 (-1: -5) dB
Security:	PAS24
Part Q security compliance:	✓

System

Depth:	70mm
--------	------

Configurations

Opening	Open-Out
Top Hung	✓
Side Hung	✓
Bottom Hung	—
Tilt & Turn	✓
Fixed Light	✓
Multi-Light	✓
French Casement	✓
Run Through Sash Horns	✓

Glazing

Glazing Thickness:	28mm or 36mm
--------------------	--------------

System Features

Single Colour:	✓
Dual Colour:	✓
Hardware:	Fab&Fix as standard
Multi Point Locking:	✓



# Resurgence 80mm PVCu Flush Window System

The Resurgence flush window system offers minimal sightlines, traditional style, and modern performance. Replicating the look of timber windows authentically, our flush range captures a classic finish.

With a choice of configuration options, colours and finishes our flush windows are extremely versatile in application. This makes them perfect for contemporary new build projects as well as refurbishments and renovation projects on heritage-style properties. Designed for outstanding energy efficiency, they can achieve a U value as low as 0.93 W/m<sup>2</sup>K.

## DESIGN FEATURES

- Tested to PAS24
- Multi-point locking mechanism
- Double rebated seal for greater energy efficiency
- Patented bubble gasket seal to eliminate draughts and leaks
- A clean, sleek appearance with no visible gaskets

## OPTIONS

- Glazing 28mm or 36mm
- Range of customisable hardware
- Woodgrain foiled colour options available
- Available in single and dual colour options
- Available for new build or refurbishment projects
- Choose opening options in a bay configuration



SPECIFICATIONS

Performance and accreditations

U-value (Double Glazing):	1.1 W/m²K
U-value (Triple Glazing):	0.93 W/m²K
Acoustic Performance:	32(-1: - 5)dB
Security:	PAS24
Part Q security compliance:	✓

System

Depth:	80mm
--------	------

Configurations

Opening	Open-Out
Top Hung	✓
Side Hung	✓
Bottom Hung	—
Tilt & Turn	—
Fixed Light	✓
Multi-Light	✓
French Casement	✓
Run Through Sash Horns	—

Glazing

Glazing Thickness:	28mm or 36mm
--------------------	--------------

System Features

Single Colour:	✓
Dual Colour:	✓
Hardware:	Fab&Fix as standard
Multi Point Locking:	✓



Resurgence Flush Casements



# PVCu French Doors

French doors feature glazed panes with a signature 'floating mullion' to offer heightened standards of accessibility for wider apertures. Manufactured in our Lincoln factory using UK-extruded materials, our PVCu French door profiles are designed for strength, durability, and style.

## SPECIFICATIONS

### Performance and accreditations

U-value (Double Glazing):	As low as 1.2 W/m <sup>2</sup> K
U-value (Triple Glazing):	As low as 1.0 W/m <sup>2</sup> K
Security:	PAS24. Multi point locking: 5-point locking system

### Colour Options

The Liniar range comes in a wide choice of colours. Authentic laminated foils are added using precision machinery, guaranteeing a perfect, durable finish. To explore the available colours on short lead times, speak to your technical sales consultant.

## DESIGN FEATURES

- Available in a range of smooth or woodgrain finishes, and single or dual colours
- Add horizontal Georgian bars for a traditional, stylish appearance

## OPTIONS

- Inwards and outwards opening
- Low threshold option for Part M building regulations
- Available in a range of smooth or woodgrain finishes, and single or dual colours



# PVCu Patio Doors

Built to the highest UK standards, this effective and high-performance solution offers effortless operation. In addition to exceptional thermal efficiency, the system comes with a PAS24-ready multi-point locking mechanism combined with additional reinforcement for enhanced security.

## SPECIFICATIONS

### Performance and accreditations

U-value (Double Glazing):	As low as 1.2 W/m <sup>2</sup> K
U-value (Triple Glazing):	As low as 1.0 W/m <sup>2</sup> K
Security:	PAS24. 4 hook and centre hook latch locking system

### Colour Options

The Liniar range comes in a wide choice of colours. Authentic laminated foils are added using precision machinery, guaranteeing a perfect, durable finish. To explore the available colours on short lead times, speak to your technical sales consultant.

## DESIGN FEATURES

- Midrail option to split the glass panes
- Optional letterbox
- Available in a range of smooth or woodgrain finishes, as single or dual colours

## OPTIONS

- Available in 2, 3 or 4 pane combinations
- Low threshold option for Part M building regulations
- Trickle vents housed in 50mm packer to the head of the frame



Roof

Lanterns

Setting the standard for strength, precision, and performance in architectural glazing, our aluminium roof lanterns are meticulously engineered to offer unmatched weather resistance and thermal retention, all while being remarkably low maintenance. Designed to support industry-leading maximum glass sizes without additional rafters, these lanterns provide the narrowest sightlines available.

SPECIFICATIONS

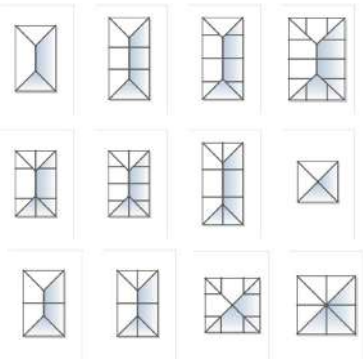
Performance and accreditations

Ambience Glass	Blue	Neutral	Clear	Sunshade Blue	Aqua
U-value (W/m²K):	1.2	1.2	1.2	1.0	1.0
Solar Heat Reflection:	60%	60%	31%	80%	82%
Light Transmission:	47%	37%	77%	34%	30%
Self Cleaning:	✓	✓	✓	✓	✓

System

- Bespoke sizes up to 6m x 4m
- Fixed 25°pitch
- 24mm double glazed units
- Largest rectangular lantern with only 4 glass units: 3m x 2.5m (external size)
- Largest overall rectangular lantern size: 6m x 4m (external size)
- Largest Pyramid lantern with only 4 glass units: 2.5m x 2.5m (external size)
- Largest Pyramid lantern: 4m x 4m (external size)

Available Configurations



# Warm Roofs

Our warm roof solutions combine superior structural integrity with a robust framework and innovative interlocking panels. Our cutting-edge systems deliver exceptional thermal efficiency and performance, making it the perfect choice for conservatories, porches, and extensions.

With an array of customisable options, including finishes and colours, our warm roofs can be tailored to blend seamlessly with your existing property. Engineered for outstanding strength and insulation, these roofs provide enhanced year-round comfort while offering a sleek and modern aesthetic.

## SPECIFICATIONS

### Performance and accreditations

U-value (Double Glazing): 0.15 W/m<sup>2</sup>K

### Configurations

Suitable for Victorian, Edwardian, Gable End, Lean-to, P-Shaped conservatories or extensions and porches.

## DESIGN FEATURES

- Fully ventilated lightweight roof system with extra rigidity
- Innovative multi-layered roof design with plastered ceiling
- Create the look and feel of a conventional home extension

## OPTIONS

- Choice of tiles and colours
- Full glazing panel and roof window options available
- Variable or fixed pitch options

# Conservatories

Designed using modern glazing technology, our conservatory systems are thermally efficient and long-lasting. Featuring A rated window energy performance, our conservatories provide a reliable, year-round living space free from leaks, mould, and draughts.

With a wide range of specialist glass and roof options available, you can achieve a bespoke finish tailored to any project, whether new build or extension.

## DESIGN FEATURES

- A rated windows and doors
- Ultra-modern glazing reduces solar glare and enhances heat retention
- Fully foiled end caps, glazing retainers and radius covers

## OPTIONS

- Georgian bars, bevelled or leaded glazing options available
- Self-cleaning and heat-protective glazing available
- Choose from a wide range of colours to blend seamlessly with your existing property.
- Dual colour options available
- Include integral blinds for enhanced temperature control
- Bespoke configuration and dimensions
- Choose from a range of hardware

SPECIFICATIONS

Performance and accreditations

Accredited by British Board Agreement (BBA): ✓

Configurations

- Victorian: ✓
- Edwardian: ✓
- Gable End: ✓
- Lean-To: ✓
- P-Shaped: ✓
- T-Shaped: ✓

Glazing

Polycarbonate, glass and warm roof options available (see warm roofs insert).

Choose from a variety of solar control, self cleaning and thermally insulating glass options.

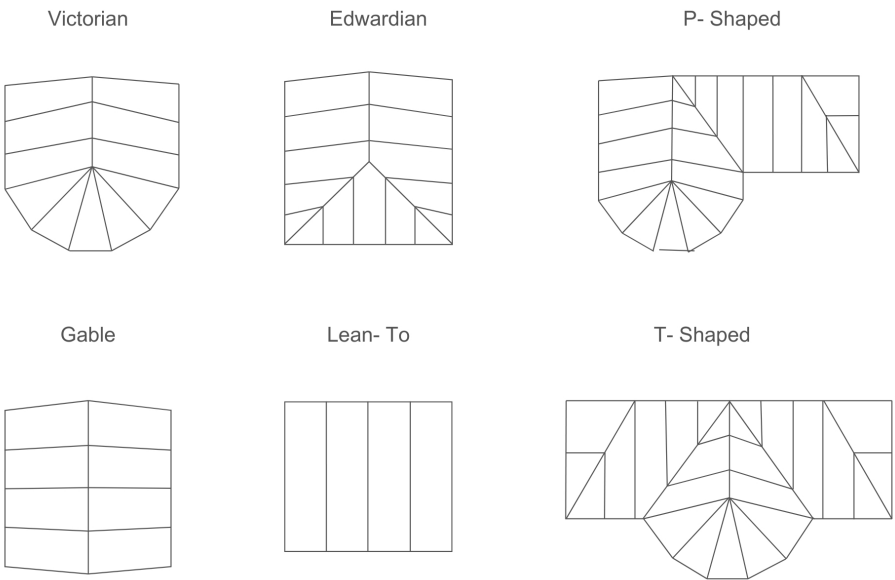
Tinted glass options available.



Colour options

The Liniar range comes in a wide choice of colours. Authentic laminated foils are added using precision machinery, guaranteeing a perfect, durable finish. To explore the available colours on short lead times, speak to your technical sales consultant.

Configurations



# Roofline Products

Our high-performance roofline products comprising of fascias, soffits, guttering, and essential accessories are engineered for long-term durability. Designed to protect roof spaces and rafters from weather exposure, they are essential for maintaining the structural integrity of any property.

Manufactured to the highest industry standards, our roofline products are low maintenance and built for longevity. With weather-resistant materials and a focus on efficiency, our systems reduce the need for ongoing maintenance in hard-to-reach areas. Ideal for new builds, refurbishments or commercial projects, our roofline systems ensure a seamless, professional finish on every project.

## DESIGN FEATURES

- 10-year guarantee against discolouration, warping and cracking
- Durable, weather resistant, attractive and low maintenance

## OPTIONS

- Available in a range of colours and woodgrain finishes
- Choose from plain flat boards for a simple contemporary look, or sculpted 'ogee' style options for a more decorative finish

## SPECIFICATIONS

**Fascia Boards** Available in a standard flat profile or a distinctive sculpted 'ogee' style

18mm thick

Available in 5m lengths

26 colour options

**Soffit Boards** Available in 8 different widths (150mm – 450mm)

Options:

**Vented soffit board** built-in ventilation slots

**9mm utility board** simple clean look

**Hollow soffit board** lightweight

**Capping Boards** Available in standard or 'ogee' styles

9mm thick PVCu capping board

Attached to your existing timber fascias or to a new timber backboard for a first-class, long-lasting installation

26 colour options

**Half-round guttering** 114mm x 51mm

Widely used, ideal for residential buildings of all types

Available in 4m lengths

Available in White, Brown, Black and Grey

**Square-line guttering** 114mm x 59mm

Contemporary look suitable for all residential buildings

Available in 4m lengths

Top hung fascia brackets available for a smoother look

Available in White, Brown and Black

**Deep Flow** 128mm x 88mm

High-capacity guttering designer for larger residential and commercial buildings

Available in 4m lengths

Available in White, Brown and Black

**Commercial** 114mm x 71.5mm

Rainwater system for properties with a large roof area, such as commercial buildings and rows of terraced housing

Available in 4m lengths

Available in White, Brown and Black


**Dry Verge**

Designed to neaten up the edges of tiled roofs and block any gaps

Our PVCu dry verge is compatible with most concrete or clay interlocking tiles

Available in Terracotta, Brown, Slate Grey and Black

# 58BW ST FLUSH HI Window



The 58BW ST Flush window combines minimal sightlines of the ST system with all the best features of the tried and trusted 58BW range: advanced performance, versatility and security.

With a choice of three slim sashes and a range of configuration options, the flush finish and slimmer sightlines of the 58BW ST Flush make this the perfect choice for contemporary new-build and refurbishment projects.

A double rebate provides market-leading weather performance, even in more exposed locations, and the 58BW ST Flush utilises common hardware with the existing 58BW and Heritage ST window ranges to ensure it can withstand a range of weather conditions.

The 58BW ST Flush shares the same sashes, features and hardware with the 70mm frame option for the 58BW suite, making it quicker and easier to fabricate with just three new profiles.

## DESIGN FEATURES

- › Advanced weather performance – features like the double rebate, and friction stays on side-hung windows offer protection against bad weather conditions
- › Slimmer sightlines – 45mm ultra-slim sash suits a range of property styles
- › Unique polyamide thermal break design to improve thermal performance
- › Certified under the Secured by Design scheme
- › Tested to PAS 24

## OPTIONS

- › Open-out sashes including top and side-hung.
- › The flush shadow line can be complimented with a choice of flat, putty line or stepped edge Heritage vent styles to suit the property
- › Available in a range of standard and RAL colours.
- › Stock offer – readily available on a 5-day lead time in colours 9910HG, 7016M, and 9005M as well as dual colour white/grey and white/black.

SPECIFICATIONS

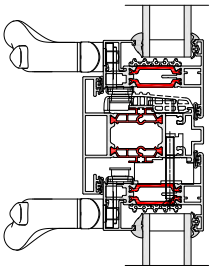
Performance and accreditations	58BW ST FLUSH HI
U-Value (Double Glazing)	1.4 W/m²K
U-Value (Triple Glazing)	1.0 W/m²K
Window Energy Rating (WER)	A - B
BRE Green Guide Rating	A rated
Air Permeability	Class 4 (600 Pa)
Water Tightness	Class E1500 (1500 Pa)
Wind Resistance	Class E2400 (2400 Pa)
Security	PAS 24
3rd Party Certification Q-Mark	✓
System	
Depth	58 & 70mm
Configurations	
Opening	Open-Out
Top hung	✓
Side hung	✓
Bottom hung	✓
Fixed light	✓
Multi-light	✓
French casement	✓
Size and weight limits	
Top Hung	
Max Size (mm)	1436w x1336h
Min. Size	386w x 336h
Max Weight	40kg
Side Hung	
Max Size (mm)	736w x 1436h
Min. Size	336w x 386h
Max Weight	24kg
Fixed Light	
Max Size (mm)	-
Min. Size	-
Max Weight	250kg
System Features	
Frame depth	58mm and 70mm
Dual colour option	✓
Multi-point locking	✓
Glazing options	Internal and external
Glazing thickness	24mm - 32mm
Sightline (Frame to Vent)	66mm
Sightline (Vent to Mullion)	81mm
Sightline (Fixed Light)	43mm

\*\*Glazing thickness: Other thicknesses may be possible dependant on profile combinations specified.  
Fabricators should refer to AluK technical manual glazing section for details.

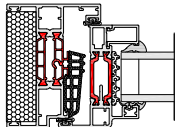
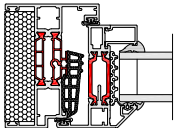
CAD CROSS SECTIONS AND THERMAL PROFILE

Additional details are available on request.

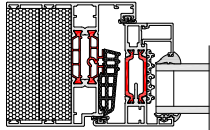
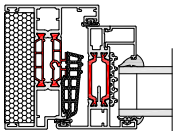
58BW ST FLUSH HI FRENCH CASEMENT



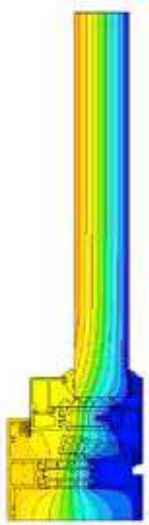
58BW ST FLUSH HI JAMB SECTION 1



58BW ST FLUSH HI JAMB SECTION 2



58BW ST HI THERMAL PROFILE



# BSF70 HI Bifold Door System



The BSF70 HI Folding Door System gives maximum control over the style and operation of the doors. Multiple panels can be added to accommodate the unique design specifications of the building, with the option to open-in or out as required. The system's narrow profile ensures that maximum glazing is achieved, flooding spaces with natural light.

In addition to the inherent strength of aluminium, the BSF70 HI combines security hinges and locking mechanisms with a unique heavy-duty roller design to provide the security and reliability demanded in high traffic applications. The system also incorporates a pop out T-handle design that allows for square flush stacking panels when doors are fully open.



## DESIGN FEATURES

- › Internally beaded with a softline or square detail to all external doors and panels
- › Four stainless steel wheels ensures smooth and consistent operation
- › Unique, flush line pop out T-handle that allows maximum door opening and square stacking of panels
- › Tested to PAS 24 and certified under the Secured By Design scheme

## OPTIONS

- › Heavy-duty roller options
- › Integrated Cill
- › Chamfered and square bead options
- › Low threshold option that can be configured to achieve DDA and Part M compliance
- › Doors and panels can be used in a variety of configurations, style and design
- › All configurations are available in both open-in and open-out options
- › Full range of bespoke hardware available
- › Lift & Turn handle or pop out T-handle available
- › Glazing sizing range of 24mm–40mm
- › Available in single or dual colour polyester powder coating, texture and anodised finishes
- › **QUICK CLIP™** bead available with 28mm glazing

SPECIFICATIONS

Performance and accreditations	BSF70 HI	BSF70 HD HI
U-Value (Double Glazing) (Ug: 1.0 W/m²K)	1.4 W/m²K	1.4 W/m²K
U-Value (Triple Glazing) (Ug: 0.7 W/m²K)	1.1 W/m²K	1.1 W/m²K
Air Permeability (Standard Threshold)	Class 4 (600 Pa)	Class 4 (600 Pa)
Water Tightness (Standard Threshold)	Class 9a (600 Pa)	Class 9a (600 Pa)
Wind Resistance	Class AE2400 (2400 Pa)	Class AE2400 (2400 Pa)
Security	PAS 24 & SBD	PAS 24 & SBD
Cycle Testing	50,000	50,000
3rd Party Certification Q-Mark	✓	✓

System

Depth	70mm	70mm
-------	------	------

Configurations

Opening	Open-In & Open-Out	Open-In & Open-Out
---------	--------------------	--------------------

Size and weight limits

Max Leaf Height	2400mm std/3000**mm	2400mm std/3000**mm
Max Leaf Width	1200mm	1200mm
Max Vent Weight	100kg	130kg

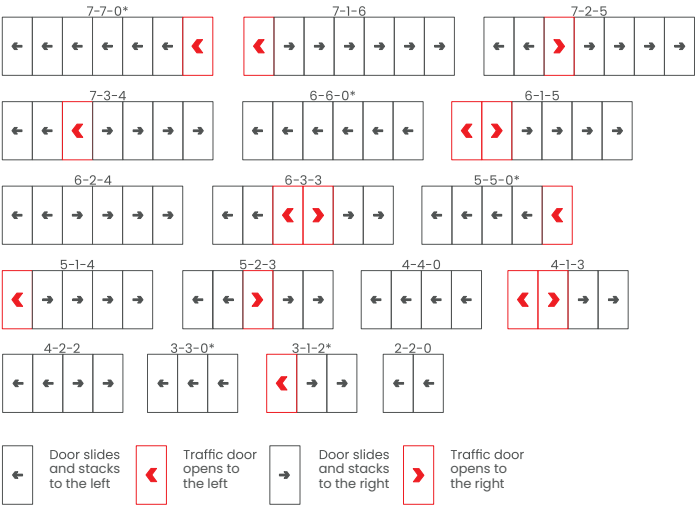
Glazing

Glazing Options	Internal Bead	Internal Bead
Glazing Thickness	24mm-40mm	24mm-40mm

System Features

Single Colour	✓	✓
Dual Colour	✓	✓
Textured Finish	✓	✓
Anodised Finish	✓	✓
Multi-Point Locking	✓	✓
Sightline (Head)	110mm	110mm
Sightline (Cill)	130mm	130mm
Sightline (Jamb)	110mm	110mm
Sightline (Meeting Stile)	140mm	140mm

CONFIGURATIONS



OTHER OPTIONS AVAILABLE

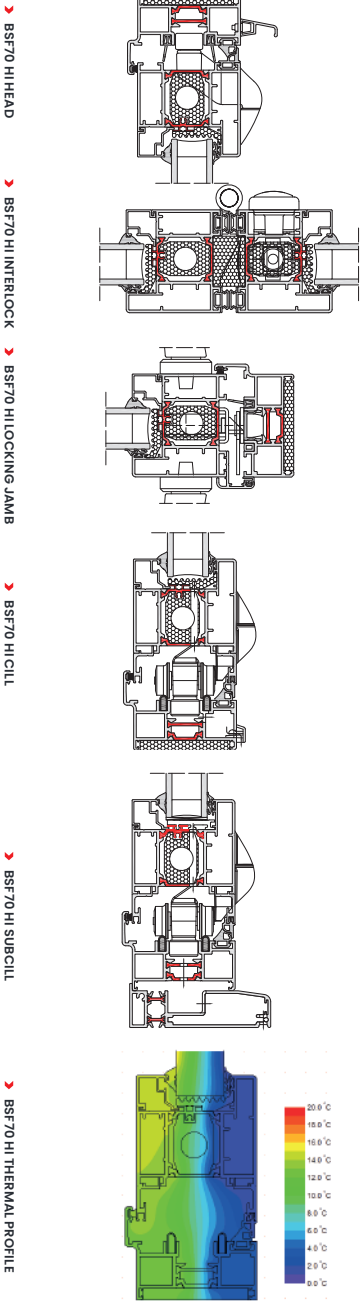


\*Opposite handling available on all configurations. For more options, refer to the Technical Manual.

\*\*The maximum height and panel width for the BSF70 HI Folding Sliding Door System are co-dependent and dictated by hardware limitation and the design wind load where the doors are being installed. Based on the site design wind load that the doors are subjected to this will influence the maximum height and width [per panel] to which the doors can be manufactured.

CAD CROSS SECTIONS AND THERMAL PROFILE

Additional details are available on request.



LEVER HANDLE FINISH OPTIONS



POP OUT T-HANDLE FINISH OPTIONS



LIFT & TURN HANDLE FINISH OPTIONS



# 58BW CASEMENT HI Window



Built to the highest UK standards, the 58BW Window System delivers a high performance and cost-effective solution with impressively narrow profiles. Equally at home on residential and commercial projects, the system is available in a number of formats including Top Hung, Side Hung and French Casement.

The system's clean lines and advanced functionality meet the demands of almost every modern building construction. Its competitive pricing also makes it a highly popular choice with specifiers both in the UK and around the globe. In addition to being certified under Secured By Design and tested to PAS 24, the 58BW also holds a Green Guide 'A' rating.

## DESIGN FEATURES

- › Certified under the Secured By Design scheme
- › Tested to PAS 24
- › Integrated deep head profiles for ease of trickle ventilation
- › Unique polyamide thermal break design to improve thermal performance
- › Casement system sightlines to match the Tilt-Before-Turn window sightlines
- › Reverse rebate option for internal glazing throughout

## OPTIONS

- › Available in two frame depths: 58mm or 70mm
- › Supports both open-in and open-out projects
- › Internally or externally glazed to accommodate low and high-rise projects
- › Glazing 24mm–40mm
- › Available in the following configurations: Top Hung, Side Hung, Bottom Hung, Fixed Light, Multi-light and French Casement
- › Available for Lifetime Homes (LFT)
- › Dedicated fixing straps for ease of installation
- › Designed with a Euro Groove to accommodate standard locking hardware
- › Smoke vent certification compliance to EN12101-2:2003 Annex G
- › Available in single or dual colour polyester powder coating, texture and anodised finishes

SPECIFICATIONS

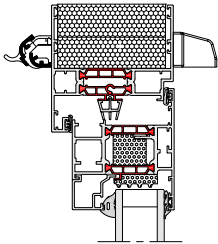
Performance and accreditations	58BW CASEMENT HI
U-Value (Double Glazing)	1.4 W/m²K
U-Value (Triple Glazing)	1.2 W/m²K
Window Energy Rating (WER)	B - C
BRE Green Guide Rating	A rated
Air Permeability	Class 4 (600 Pa)
Water Tightness	Class 9a (600Pa)
Wind Resistance	Class E2400 (2400 Pa)
Security	PAS 24
3rd Party Certification Q-Mark	✓
<b>System</b>	
Depth	58 & 70mm
<b>Configurations</b>	
Opening	Open-Out
Top Hung	✓
Side Hung	✓
Bottom Hung	✓
Tilt & Turn	-
Fixed Light	✓
Multi-Light	✓
French Casement	✓
<b>Size and weight limits</b>	
<b>Top Hung</b>	
Max Size (mm)	1750w x 2500h
Min. Size	300w x 350h
Max Weight	180kg
<b>Side Hung</b>	
Max Size (mm)	838w x 1750h
Min. Size	300w x 300h
Max Weight	55kg
<b>Bottom Hung</b>	
Max Size (mm)	1750h x 1750w
Min. Size	350h x 350w
Max Weight	45kg (5 hinges)
<b>Butt Hinges (Side &amp; Bottom Hung)</b>	
Top hung (max weight)	40 Kg
Side hung (max weight)	24 Kg
<b>Fixed Light</b>	
Max Weight	250kg
<b>Glazing</b>	
Glazing Options Internal Bead	Internal & External Bead
Glazing Thickness **	24mm - 40mm
<b>System Features</b>	
Single Colour	✓
Dual Colour	✓
Textured Finish	✓
Anodised Finish	✓
Multi-Point Locking	✓
Smoke Vent Compliance	✓
Sightline (Frame to Vent)	75mm
Sightline (Vent to Mullion)	89mm
Sightline (Fixed Light)	43mm

\*\*Glazing thickness: Other thicknesses may be possible dependant on profile combinations specified. Fabricators should refer to AluK technical manual glazing section for details.

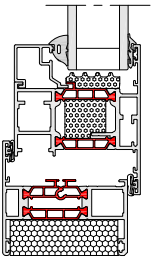
CAD CROSS SECTIONS AND THERMAL PROFILE

Additional details are available on request.

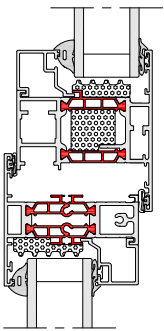
➤ 58BW CASEMENT HI HEAD




➤ 58BW CASEMENT HI JAMB



➤ 58BW CASEMENT HI MULLION



➤ 58BW CASEMENT HI THERMAL PROFILE



# S67

## Inline Sliding Door



Introducing the S67 Inline sliding door, a modern, versatile solution that seamlessly blends high performance with contemporary design. Engineered to meet the highest UK standards, this aluminium sliding door system offers reliability and flexibility for a wide range of renovation projects and new build. The S67 achieves 1.4 W/m<sup>2</sup>K U-value with double glazing.

Compatible with a multi-point lock and equipped with a low threshold, the S67 sliding door ensures security and comfort of use on all occasions.

### DESIGN FEATURES

- › Mitre cut frame
- › Standard and reinforced interlock available
- › Glazing Gaskets available in Black
- › Low Threshold 22mm
- › Maximum weight per leaf of 200kg

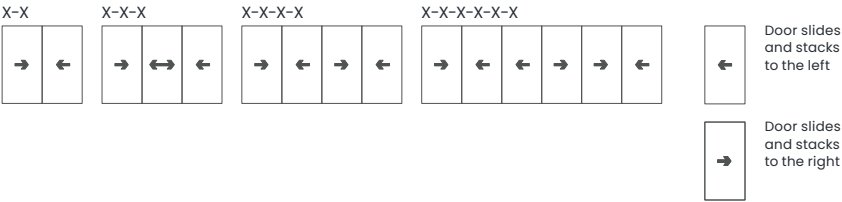
### OPTIONS

- › Glazing sizing range of 24mm - 32mm
- › Multipoint lock
- › Single or dual colour with textured or anodised finishes
- › 2 to 6 sash configurations available
- › Double and Triple track options available

SPECIFICATIONS

Performance and accreditations	S67
U-value (Double Glazing) (Ug = 1.0 W/m²K)	1.4 W/m²K
Air Permeability	Class A4 (600Pa)
Water Tightness	Class 9A (600Pa)
Wind Resistance	Class B3 (1200Pa)
Acoustic	30-40 dB
System	
Depth	66 mm
Configurations	
Double Track	✓
Triple Track	✓
Size and weight limits	
Max Leaf Height	2700 mm
Max Leaf Width	3000 mm
Max Vent Weight	200 kg
Glazing	
Glazing Thickness	24 - 32 mm
System Features	
Single Colour	✓
Dual Colour	✓
Textured Finish	✓
Anodised Finish	✓
Multi-Point Locking	✓

CONFIGURATIONS

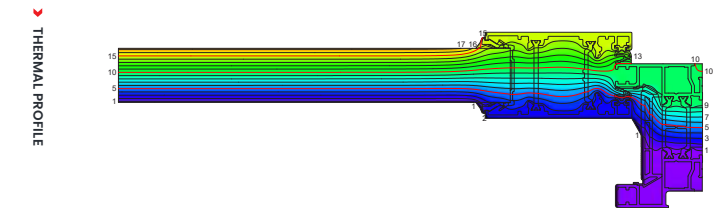


HANDLE OPTIONS



Handles are available in white, black, anthracite grey, silver and chrome.

THERMAL PROFILES



Performance data based on extended sizes for Building Regulations.  
For full test performance details please contact Technical Services.  
AluK recommends checking all system performance for any scheme prior to use.

CAD CROSS SECTIONS AND THERMAL PROFILE

Additional details are available on request.

